

African Northwest, Inc.  
470 S. Kenyon Street,  
Seattle, WA 98108  
Phone: (206) 267-4434  
Fax: (206) 267-4457




Toll Free Phone: (800) 758-7674  
Toll Free Fax: (888) 279-3318  
EMAIL: [anw@anw.net](mailto:anw@anw.net)  
WEB SITES: [www.anw.net](http://www.anw.net) &  
[www.africannorthwest.com](http://www.africannorthwest.com)

# WATER GARDEN

## BUYER'S

## GUIDE



African Northwest, Inc.  
470 S. Kenyon Street,  
Seattle, WA 98108  
Phone: (206) 267-4434  
Fax: (206) 267-4457



Toll Free Phone: (800) 758-7674  
Toll Free Fax: (888) 279-3318  
EMAIL: [anw@anw.net](mailto:anw@anw.net)  
WEB SITES: [www.anw.net](http://www.anw.net) &  
[www.africannorthwest.com](http://www.africannorthwest.com)

## TABLE OF CONTENTS

	Page
I. Table Of Contents	1
II. Introduction	2
III. Planting & Care Instructions For Water Garden Plants	3 - 4
IV. Zone Chart	5
V. Introduction To Hardy Waterlilies	6
VI. Hardy Lily Plant Chart	7 - 9
VII. Packaged Hardy Lily Description	9
VIII. Winter Care Of Waterlilies	10
IX. Introduction To Imperial Lotus	11
X. Imperial Lotus Plant Chart	11
XI. Introduction To Marginal Plants	12
XII. Hardy Marginal Plant Chart	13 - 15
XIII. Tropical Marginal Plant Chart	16
XIV. Introduction To Floating Plants	17
XV. Floating Plant Chart	17
XVI. Introduction To Oxygenating Plants	18
XVII. Oxygenating Plant Chart	18

XVIII.	Troubleshooting	19
XIX.	Common To Scientific Name Cross Reference & Index	20 - 21



# African Northwest, Inc.

EMAIL: [anw@anw.net](mailto:anw@anw.net)

470 S. Kenyon Street  
Seattle, WA 98108  
Phone: (206) 267-4434  
Fax: (206) 267-4457

WEB SITES: [www.anw.net](http://www.anw.net) &  
[www.africannorthwest.com](http://www.africannorthwest.com)  
Toll Free Phone: (800) 758-7674  
Toll Free Fax: (888) 279-3318



## WELCOME!

On the following pages, you will find information enabling you to select just the right plant or combination of plants

for your water garden. To help you enjoy a successful water garden, the retailer at this location has provided this buyer's guide. This is a store copy. Please do not take it. Copies are available - please ask.

Information about the vast majority of the water garden plants found at this location is contained in this buyer's guide. Most of the nursery stock is identified with pixie stakes or vinyl tags. Many of the pixie stakes are in full color showing you the beauty of each plant. Useful information for planting and sun/shade requirements, as well as size potential, are found within this guide.

Water lilies are generally sold by registered name, and are identified by vinyl tags with registered name and color. Other plants are usually sold by common name, and in an attempt to avoid confusion, we offer a combination reference list on pages 25 to 27. This list will provide both A.) Common to scientific name cross reference as well as B.) The page number where a particular item can be found.

There are planting and care instructions on pages 3 - 5 with helpful hints for your water garden. Page 6 is a zone chart to help you determine which plants will be best for your area.

Following the zone chart, you will find a comprehensive plant chart with detailed information about many of the plants available at this location.

On page 24 you will find a page entitled “troubleshooting”. This page will provide answers to the most frequently asked questions from novice water gardeners.

Thank you for your patronage and enjoy your water garden.

**African Northwest, Inc.**  
470 S. Kenyon Street,  
Seattle, WA 98108  
Phone: (206) 267-4434  
Fax: (206) 267-4457



Toll Free Phone: (800) 758-7674  
Toll Free Fax: (888) 279-3318  
WEB SITES: [www.anw.net](http://www.anw.net) &  
[www.africannorthwest.com](http://www.africannorthwest.com)  
EMAIL: [anw@anw.net](mailto:anw@anw.net)

## PLANTING & CARE INSTRUCTIONS FOR WATER GARDEN PLANTS

### **WATERLILIES:**

A 1 to 3 gallon size pot should suffice for each lily. Fill the pot half full with a rich garden soil, (CAUTION: Do not use commercial potting mix; use heavy garden soil with some clay preferred), and add 2 to 4 pond fertilizer tablets. Continue to fill the pot with soil to about 2 inches from the top. Next, add two inches of gravel in order to prevent the soil from escaping. Remember not to cover the crown on the rhizome. The plant can now be lowered slowly into the water to a depth of approximately 6 inches below water level. As the plant grows, it can be lowered to a depth of 12 to 18 inches. Pond fertilizer tablets should be added every 2 months during the growing season (until September), then allow them to go dormant.

### **HARDY LILIES:**

Hardy Lilies grow horizontally across the container so a wide shallow pot is necessary. The rhizome should be planted at one edge of the container with the crown exposed and at a 45 degree angle downward. Hardies should be planted in early spring and will bloom from June through September, depending on the weather. They will become dormant during the colder months, but as spring approaches, growth will begin again. Please see additional information listed on page 7.

### **IMPERIAL LOTUS:**

Tuber should be planted in heavy garden soil with clay added. Use a container at least 24 inches in diameter and 10 inches in depth. Place tuber on top of 7 inches to 8 inches of soil, and cover with 2 inches of soil. Insert 4 to 6 pond plant fertilizer tablets into soil. Make sure that growing tip is 1 inch to 1½ inches above soil level. Cover soil with washed gravel from ½ inch to 1 inch deep. Make sure growing tip is ½ inch exposed. Fertilize twice a month during growing season. Lotus' require one full year to become established and may not bloom until the second year.

### **MARGINAL PLANTS:**

Marginal plants should be planted in individual containers of approximately 1 to 3 gallon capacity. The marginal plants are grown in plastic pots which should be cut in several locations to allow for root expansion. Plant as you would the lilies, but when adding fertilizer tablets, use 1 tablet for each gallon of dirt. Marginal plants should be lowered to a depth of only 2 to 3 inches below the water surface. They grow out of the water and are usually found at the water's edge. The vast majority will grow beautifully in damp soil near the pond.

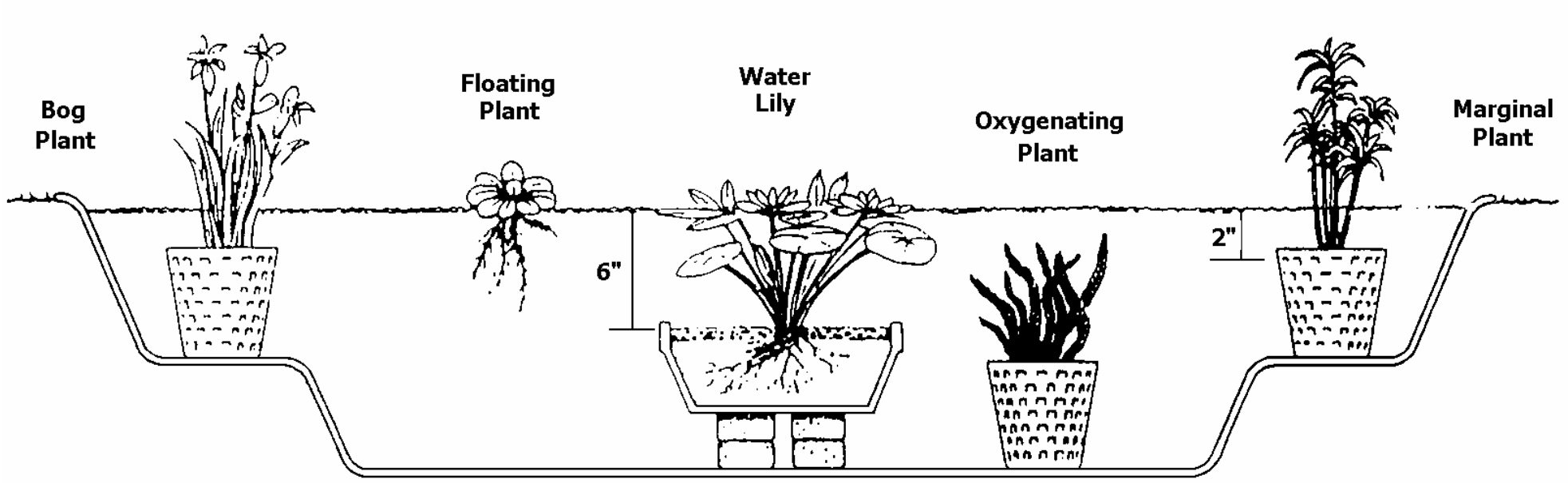
### **FLOATING PLANTS:**

These plants require no planting. Simply place them in the water and they will grow. Floating plants desire tropical temperatures and cannot tolerate a frost. They are invaluable

as a seasonal plant, providing filtration, shade, spawning medium, and protective cover from predators.

**OXYGENATING PLANTS:**

All ponds should have underwater oxygenating plants to aid in maintaining clean and pure water. These plants prevent algae growth and provide oxygen. Oxygenating plants can be planted as you would the lilies and marginals. A one gallon size pot is recommended. Completely submerge these plants to a depth of at least 12 inches.



## ZONE CHART

All of our hardy waterlilies should winter over in this region. All other plants have a zone designation on our plant chart. The average annual minimum temperatures for each zone are as follows (in degrees Farenheit):


Zone 2	-50°	to	-40°
Zone 3	-40°	to	-30°
Zone 4	-30°	to	-20°
Zone 5	-20°	to	-10°
Zone 6	-10°	to	0°
Zone 7	0°	to	10°
Zone 8	10°	to	20°
Zone 9	20°	to	30°
Zone 10	30°	to	40°

PLEASE CONSULT THIS RETAILER  
FOR THE CORRECT ZONE

# INFORMATION FOR YOUR AREA.

## HARDY LILIES

(*Nymphaea species*) These perennials are frost tolerant and hardy in Zones 3 to 10 (most of the United States). They require very little care and will bloom throughout the summer. Each blossom lasts 3 to 4 days, opens in the morning, and closes in the afternoon. Give them sunlight (see chart), still water 6 inches to 18 inches deep over the crown of the tuber, and pond plant fertilizer. Enjoy them year after year. Available in peach-orange, pink, red, white, yellow, and a changeable that starts yellow and changes to copper.



# HARDY WATERLILIES

NAME	SPREAD SQ. FEET	FRAGRANCE	SUN	COMMENT
<b>CHANGEABLE</b>				
Chrysantha	3 - 6	Slight	FS	Creamy yellow blooms streaked with pink and orange. Great for tub gardens.
Comanche	6 - 9	Moderate	PS, FL	Continuous bloomer. Starts apricot to copper-orange to flowing red. Speckled foliage.
Indiana	3 - 6	Very Slight	FS	Continuous bloomer. Starts apricot to apricot-orange to deep orange-red. Green foliage.
Sioux	6 - 12	Light	FS, PS	Continuous bloomer. Starts chrome yellow to rich orange to copper red. Speckled foliage.
<b>PEACH-ORANGE</b>				
Barbara Dobbins	4 - 6	Slight	FS	Bloom is cup shaped and rises 6-10" above the water. Leaves are dark green with brown freckles.
Berit Strawn	3 - 6	Slight	FS	Petite orange cup shaped bloom. Distinctive mottled leaves. Good for small areas.
Clyde Ikins	4 - 6	Good	FS	Great bloomer. Blossoms are peony shaped. Distinctive leaves are heavily mottled.
Little Sue	3 - 6	Slight	FS	Small orange star shaped flower. Flecks of black accent green foliage.
<b>PINK</b>				
American Star	4 - 6	Good	FS, PS	Star shaped bloom. Long, narrow petals. Great fragrance. For medium or large ponds.
Dallas	9 - 12+	Good	FS	Fast growing, soft pink continuous star-like bloom. Very fragrant.
Firecrest	6 - 12	Good	FS	Deep pink flower with "fire" orange stamens. Good fragrance. Blooms early.
Hollandia	6 - 12	Slight	FS	Long season. Double soft pink blooms. Slight fragrance. Bright green round leaves.
Laydekeri Lilacea	3 - 6	Slight	FS	Good bloomer. Petite flowers are cup shaped. Green and purple foliage.
Mme. Wilfron Gonnere	9 - 12	Slight	PS, FL	Large, double peony star-like blooms with deep pink center. Tolerates partial shade.

SUN: (Direct Sunlight Requirement)

FS = Full Sun (6 hours+)

PS = Partial Sun (3 hours +)

FL = Filtered Light (Will Tolerate Shading But Needs At Least 2 Hours Of Direct Sun)

SPREAD: Indicates surface area covered. Will be affected by container size, soil fertility, weather, sunlight and water movement.

# HARDY WATERLILIES

NAME	SPREAD SQ. FEET	FRAGRANCE	SUN	COMMENT
<b>RED</b>				
Attraction	9 - 12+	Slight	FS, PS	Large rose red flowers flecked with white. Prolific. Very hardy. Great as a cut flower.
Burgundy Princess	2 - 4	Slight	FS, PS	Dark burgundy-red foliage. Leaves are perfectly round and dark green.
Ellisiana	4 - 12	Moderate	FS	Free flowering with star shaped blooms. Great for tub gardens. Nice fragrance.
James Brydon	6 - 9	Moderate	FS, PS	Free flowering with deep red cup shaped blooms. Sweet apple-like scent. Tolerates part shade.
Laydekeri Fulgens	3 - 6	Slight	FS, PS	Glowing red with vivid red stamens. Dark green leaves with reddish brown flecks.
Perry's Baby Red	2 - 4	Slight	FS	Good blooming, with cup like flowers and small green leaves. Good for small ponds or tubs.
<b>WHITE</b>				
Gonnere	6 - 12	Moderate	FS	Double pure white with large blooms. Great cut flower. Nice fragrance. Rich green foliage.
Marliacea Albida	6 - 12	Moderate	FS	Good in any size area. Frequent cup-like blooms with dark green leaves. Good in any size pool.
Perry's Double White	6 - 12	Slight	FS	Striking pure white petals. Continuous blooms, new leaves are bronze turning to green
Queen Of Whites	6 - 12	Moderate	FS, PS	Profuse bloomer, cup-like flowers with star shaped petals. Green leaves.
Virginia	4 - 6	Slight	FL	Star shaped blooms with an off-white color. Continuous blooms. Bright green leaves.
Walter Pagels	3 - 6	Slight	FS, PS	Creamy 2" white continuous blooms. Great foliage. Good for tub gardens and small ponds.
SUN: (Direct Sunlight Requirement)			FS = Full Sun (6 hours+) PS = Partial Sun (3 hours +) FL = Filtered Light (Will Tolerate Shading But Needs At Least 2 Hours Of Direct Sun)	
SPREAD: Indicates surface area covered. Will be affected by container size, soil fertility, weather, sunlight and water movement.				

# HARDY WATERLILIES

NAME	SPREAD SQ. FEET	FRAGRANCE	SUN	COMMENT
<b>YELLOW</b>				
Betsy Sakata	6 - 12	Moderate	FS, PS	Vigorous and prolific. Excellent for beginners. Very good bloomer.
Chromatella	6 - 9	Moderate	FS, FL	Soft yellow cup shaped blooms. Marbled leaves. Good for any size pool. Fragrant.
Helvola	2 - 4	Very Slight	FS, PS	Pygmy speckled leaves. Cup-like flowers are a half dollar size, changing to small star.
Sulphurea	6 - 9	Moderate	FS, FL	Lemon yellow star shaped blooms, held above water. Leaves slightly marbled.
Sulphurea 'Okeechobee'	6 - 9	Moderate	PS, FL	Like Sulphurea, but leaves are flecked with red. Very popular. Tolerates partial shade.
Texas Dawn	8 - 12+	Moderate	FS, PS	Long blooming season. Lemon fragrance with reddish-brown flecks on leaves. Hardy.
	SUN: (Direct Sunlight Requirement)		FS = Full Sun (6 hours+) PS = Partial Sun (3 hours +) FL = Filtered Light (Will Tolerate Shading But Needs At Least 2 Hours Of Direct Sun)	
SPREAD: Indicates surface area covered. Will be affected by container size, soil fertility, weather, sunlight and water movement.				

## PACKAGED HARDY LILIES

Packaged lilies are individually boxed unnamed tubers and are available by color; pink, red, white and yellow. Each tuber is attractively packaged in a full color box, with complete planting instructions. These lilies have a shelf life of two or three weeks. They will remain dormant indefinitely under refrigeration. Packaged lilies are a great value and will bloom three to four weeks after planting.

## IMPORTANT NOTICE

We can order additional Hardy Lilies. Please use registered name when making an inquiry. This retailer will be happy to check for you. Please ask.

# WINTER CARE OF WATERLILIES

## HARDY WATERLILIES

Once winter approaches and the water temperature of the pond drops, the hardy lilies automatically go dormant. If any new leaves appear, they will be very small and will remain under the water, close to the soil. As the old foliage browns, simply prune and lower the lily to the deepest part of the pool. If a sufficient depth of water can be maintained so that freezing does not occur at the root level, the hardy lily does not need to be removed from the pond.

If there is a possibility of the pond freezing solid, there are several methods of protecting the lilies. If you prefer to leave the lilies in the pond, place boards, side by side, across the top of the pond. Cover the boards with mats or layers of straw or leaves, weighted down with stones. In the spring, as the ice thaws, all covering must be removed to prevent premature growth.

You can also bury water lily tubers in the ground. The hole should be eighteen to twenty-four inches deep and covered with leaves or straw. Simply replant in the pond in the spring.

For indoor storage until spring, a cool basement or heated garage are possible choices. The lily tuber should be covered with moist burlap, peat moss or leaves. You could also cover the soil with newspaper and place the entire container in a sealed plastic bag. Check occasionally that the soil is moist.

# IMPERIAL LOTUS

The King of pond plants. Lotus' are easily adapted to tub culture. Available in full size and the very popular dwarf lotus. Winter hardy as long as the tuber does not freeze solid. Great for half whiskey barrels and muck buckets. These spectacular plants require only 2 inches to 4 inches of water above the soil. The entire tub can be "mulched" or protected during winter months for many years of enjoyment. Must be fertilized heavily during growing season.

<u>NAME</u>	<u>ZONE</u>	<u>HEIGHT</u>	<u>GROWTH</u>	<u>WATER DEPTH</u>	<u>SUN</u>	<u>BLOOMS</u>	<u>FLOWER</u>	<u>COMMENT</u>
Chawan Basu <i>Nelumbo nucifera 'Chawan Basu'</i>	4 - 9	3' - 4'	Upright, Medium	2" - 4"	FS	August September	White	Semi-dwarf flowers are soft white with pink tips.
Momo Botan <i>Nelumbo nucifera 'Momo Botan'</i>	4 - 9	2' - 4'	Upright, Small to Medium	2" - 4"	FS	August September	Double Pink With Bright Yellow Center	Superb bloomer. Will grow in a 10" pot. Double pink petals. Ideal for smaller pond or tub gardens. Very popular.
Double Rose <i>Nelumbo nucifera 'Double Rose'</i>	4 - 9	3' - 6'	Upright, Medium	2" - 4"	FS	August September	Double Pink	Rose colored double blossoms and large green leaves.
Lutea <i>Nelumbo nucifera 'Lutea'</i>	4 - 9	3' - 6'	Upright, Medium	2" - 4"	FS	August September	Yellow	Very large yellow flower. 3' to 6' tall. Native to eastern United States.
Mrs. Perry D. Slocum <i>Nelumbo nucifera 'Mrs. Perry D. Slocum'</i>	4 - 9	3' - 7'	Upright, Large	2" - 4"	FS	August September	Changeable	Very large double blooms open deep pink and change to coral and then to yellow.
Perry's Giant Sunburst <i>N. hybrid' Perry's Giant Sunburst'</i>	4 - 10	3' - 7'	Upright, Large	2" - 4"	FS	August September	Creamy Yellow	10" to 12" blooms. The best blooming yellow. Large foliage.


SUN: (Direct Sunlight Requirement)

FS = Full Sun (6 hours +) PS = Partial Sun (3 hours +) FL = Filtered Light (Will Tolerate Shading)

## SPECIAL NOTES FOR IMPERIAL LOTUS

- PERENNIAL:** Winter hardy to Zone 4. Root tuber must not freeze solid.
- FULL SUN REQUIRED:** At least 5 to 6 hours per day.
- FEED THEM:** Lotus require two to three pond tablets per gallon of soil twice a month.
- BE PATIENT:** Often take one year to become established.
- REWARD:** Once established, sit back and enjoy the "King of Pond Plants".
- HELPFUL HINT:** You can help them along by adding a submersible aquarium heater to their tub in April.

# MARGINAL OR BOG PLANTS



Marginal, or Bog plants, are water loving plants which grow in very moist soil or shallow water commonly found along the edge of ponds, lakes and streams. Marginal plants will add character, color, height, texture and diversion to a water garden or pond. Some marginal plants

reside on the surface of the water while others stand well above. Marginal plants will add shades of pink, red, purple, blue, yellow and white as well as every conceivable tint of green to your water garden or pond area. The choice is yours, the selection is varied. Marginal plants complete the pond or water garden setting by providing natural flora, privacy screening and concealment of pond edges, pumps, filters and other equipment. Proper use of marginal plants and common items, such as rocks and wood, can turn a hole in the ground and a vinyl liner into a water gardener's delight, providing years of beauty and enjoyment. Marginal plants also

attract nature's visitors such as birds, dragon flies and frogs providing a natural presentation of your water garden or pond area. Most "tropical" marginal plants will winter-over as a house plant with adequate light and plenty of water.

# HARDY MARGINAL PLANTS

<u>NAME</u>	<u>ZONE</u>	<u>HEIGHT</u>	<u>GROWTH</u>	<u>WATER DEPTH</u>	<u>SUN</u>	<u>BLOOMS</u>	<u>FLOWER</u>	<u>COMMENT</u>
Acoris, Variegated <i>Acoris variegatus</i>	3 - 9	To 18"	Upright, Fan	0" - 4"	FS, PS	Summer	Tiny Catkin	Narrow green and white variegated leaves. Very hardy.
Arrow Arum <i>Peltandra virginica</i>	5 - 9	To 24"	Upright	0" - 6"	ALL	Summer	Greenish	Shiny arrowhead shaped leaves. Green plume.
Bamboo, Dwarf Water <i>Dulichium arundinaceum</i>	6 - 10	To 24"	Upright	0" - 4"	ALL	N/A	None	Clumping foliage similar to Bamboo. Does very well in shade. A.K.A. Dwarf Bamboo
Bog Bean <i>Menyanthes trifoliata</i>	4 - 8	To 12"	Upright, Climbing	0" - 4"	FS, PS	Spring, Fall	White	Bushy looking vine. Excellent for pool edge cover. Great flowers.
Bulrush <i>Scirpus lacustris</i>	3 - 10	To 72"	Upright, Weeping	0" - 12"	FS, PS	Summer	Small Plume	Large tubular stock. Great specimen plant. Invasive.
Cardinal Flower <i>Lobelia cardinalis</i>	2 - 8	To 36"	Upright, Slender	1" - 2"	FS	Summer	Fiery Red	Many small blooms on tall, deep maroon spike.
Cattail, Dwarf <i>Typha minima</i>	3 - 10	To 18"	Upright, Very Narrow	0" - 6"	FS, PS	Summer	Brown Catkin	Smallest cattail. Button-sized Catkin.
Cattail, Graceful <i>Typha laxmanni</i>	3 - 10	To 48"	Upright, Narrow	0" - 6"	FS, PS	Summer	Brown Catkin	Sways in light breeze. Slender Catkin.
Cattail, Narrow Leaf <i>Typha angustifolia</i>	3 - 10	To 72"	Upright, Narrow	0" - 6"	FS, PS	Summer	Brown Catkin	Narrow blue-green leaves. Slender Catkin.
Celery, Variegated Water <i>Ornanthe javanica 'flamingo'</i>	6 - 10	To 8"	Floating, Creeping	0" - 6"	FS, PS	Summer, Autumn	White	Scalloped variegated leaves colored with pink, white and green.
Chameleon Plant <i>Houttuynia cordata variegata</i>	6 - 10	To 12"	Upright, Bushy	0" - 4"	FS, PS	Early Summer	White	Variegated heart shaped leaves. Very distinctive. Citrus aroma. Invasive.
Club, Golden <i>Orontium aquaticum</i>	6 - 10	To 18"	Upright, Bushy	0" - 2"	PS, FL	Spring	White & Gold	Very hardy. Good for shade. Beautiful waxy green leaves.
Forget-Me-Not, Blue Aquatic <i>Myostis scirpoides</i>	3 - 10	To 12"	Upright, Spreading	0" - 2"	FS, FL	Spring, Summer, Fall	Blue	Will bloom nearly all season. Bright blue flowers.
Grass, Ribbon <i>Phalaris arundinacea 'Picta'</i>	6 - 10	To 36"	Upright	0" - 2"	FS, PS	Summer	White	Brightly variegated grass. Nice accent item
Grass, Yellow Eyed <i>Sisyrinchium californicum</i>	6 - 10	To 6"	Upright, Fan	0" - 2"	FS, FL	Summer	Yellow	Relative of Iris. Miniature clumps with tiny yellow flower. Unique and lovely.
Iris, Black Gamecock <i>Iris louisiana 'Black Gamecock'</i>	6 - 9	To 24"	Upright	0" - 4"	FS, PS	Spring, Summer	Blue-Black	Narrower leaves than other Iris. A smaller variety. Beautiful bloom.
Iris, Blue <i>Iris versicolor</i>	4 - 9	To 24"	Upright	0" - 6"	FS, PS	Early Mid Spring	Soft Blue	Native, narrow graceful foliage. Very hardy.
Iris, Delta Dawn <i>Iris louisiana 'Delta Dawn'</i>	6 - 10	To 36"	Upright	0" - 4"	FS, PS	Spring, Summer	Lavender	Lovely lavender color.
Iris, Dixie Deb <i>Iris louisiana 'Dixie Deb'</i>	6 - 10	To 36"	Upright	0" - 4"	FS, PS	Spring, Summer	Pale Yellow	Ghostly yellow color. Good bloomer.
Iris, King Creole <i>Iris louisiana 'King Creole'</i>	6 - 10	To 36"	Upright	0" - 4"	FS, PS	Spring, Summer	Purple	Lovely yellow and white center.

SUN: (Direct Sunlight Requirement)    FS = Full Sun (6 hours +)    PS = Partial Sun (3 hours +)    FL = Filtered Light (Will Tolerate Shading)

# HARDY MARGINAL PLANTS

NAME	ZONE	HEIGHT	GROWTH	WATER DEPTH	SUN	BLOOMS	FLOWER	COMMENT
Iris, Professor Claude <i>Iris louisiana 'Professor Claude'</i>	6 - 10	To 36"	Upright	0" - 4"	FS, PS	Spring, Summer	Deep Purple	Lovely yellow and white center.
Iris, Red <i>Iris fulva</i>	4 - 9	To 36"	Upright	0" - 4"	FS, PS	Early Mid Spring	Red	Narrow sword shaped leaves. Deep red color on bloom.
Iris, Sea Wisp <i>Iris louisiana 'Sea Wisp'</i>	6 - 10	To 36"	Upright	0" - 4"	FS, PS	Spring, Summer	Light Blue	Beautiful solid color bloom.
Lizard's Tail <i>Saururus cernuus</i>	4 - 9	To 36"	Upright	0" - 6"	FS, PS	Summer	White	Lizards' tail shaped spike. Fragrant flowers. Very hardy.
Mare's Tail, Feathery <i>Hippuris ssp</i>	6-10	6-8"	Bushy	0"-2"	PS, FL	N/A	N/A	Feathery looking stems. Very similar to Parrot's Feather.
Marigold, Marsh <i>Caltha palustris</i>	2 - 10	To 20"	Upright	0" - 2"	ALL	Spring, Autumn	Gold	Shiny green leaves. Vivid gold blooms. Early season bloomer. Very popular.
Mint, Aquatic <i>Mentha aquatica</i>	5 - 10	To 15"	Upright	0" - 2"	FS, PS	Summer	Lilac	Spreads quickly. Keep confined. Great aroma. Great cut flower. Leaves are good in salad. Good for tea.
Obediant Plant <i>Physostegia leptophylla</i>	6 - 10	To 24"	Upright	0" - 2"	FS, PS	Summer	Lavender	Shallow water plant. Blooms are free-flowering and abundant. A.K.A. Lavender Bells.
Reed, Bur <i>Sparganium emersum</i>	5 - 10	To 20"	Upright	0" - 4"	FS, PS	Summer, Autumn	Burred	Flower heads angle away from main stem. Invasive. Very distinctive spiraled bloom.
Reed, Candy Stripe <i>Phragmites australis 'Candy Stripe'</i>	6 - 10	To 60"	Upright	0" - 9"	FS, PS	Summer	Plume	Foliage is green and white with a hint of pink. 'Bamboo' like. Invasive. Good for privacy screen.
Reed, Giant Variegated <i>Arundo donax albo striata</i>	4 - 10	To 96"+	Upright	0" - 8"	FS, PS	None	None	Bamboo like reed. Heavily variegated. Impressive. Good for privacy screen.
Reed, Golden <i>Phragmites australis 'aurea'</i>	6 - 10	To 72"	Upright	0" - 8"	FS, PS	Summer	Plume	Slender reed with golden variegation. Great looking. 'Bamboo' like. Invasive. A.K.A. Dwarf Variegated Reed.
Rice, Wild <i>Zizania latifolia</i>	4 - 10	To 72"	Upright	0" - 6"	FS, FL	Late Summer	Grain	Beautiful fall color. Grain will attract birds. Good for privacy screen.
Rush, Blue Pickerel <i>Pontederia cordata</i>	3 - 9	To 36"	Upright	0" - 12"	FS, PS	Spring, Summer	Blue	Spear shaped leaves. Small blue flowers on spike.
Rush, Common <i>Juncus effusus</i>	3 - 10	To 24"	Upright	0" - 4"	FS, PS	Summer	Small Plume	Clumping rush. Invasive. Can get very large. Beautiful specimen plant. A.K.A. Soft Rush.
Rush, Corkscrew <i>Juncus effusus 'Spiralis'</i>	3 - 10	To 24"	Weeping	0" - 4"	FS, PS	Summer	Small Plume	Dome like spread of twisted spike leaves. Very unusual.
Rush, Dwarf Horsetail <i>Equisetum scirpoides'</i>	5 - 10	To 8"	Upright, Spreading	0" - 2"	FS, FL	None	None	Great for pond edge. Dark green segmented stalks. Invasive.
Rush, Fibre Optics <i>Scirpus cernuus</i>	7 - 10	To 12"	Upright, Weeping	0" - 2"	FS, FL	None	None	Weeping miniature rush. Does well in shade. Very distinctive looking.
Rush, Lovesick Blues <i>Juncus inflexus 'Lovesick Blues'</i>	4 - 10	To 18"	Upright, Weeping	0" - 4"	FS, FL	Late Summer	Small Plume	Clumping rush with weeping habit. Beautiful dusty blue color.
Rush, Variegated <i>Baumia rubiginosa 'Variegata'</i>	5 - 10	To 30"	Upright	0" - 2"	FS, PS	None	None	Evergreen foliage. Distinctive green with yellow stripes.
Rush, Zebra <i>Scirpus zebrinus</i>	5 - 10	To 36"	Upright	0" - 6"	FS, PS	None	None	Vertical stems with horizontal white bands. Very distinctive.

SUN: (Direct Sunlight Requirement)    FS = Full Sun (6 hours +)    PS = Partial Sun (3 hours +)    FL = Filtered Light (Will Tolerate Shading)

# HARDY MARGINAL PLANTS

NAME	ZONE	HEIGHT	GROWTH	WATER DEPTH	SUN	BLOOMS	FLOWER	COMMENT
Sedge <i>Carex spp. A.K.A. Blue Sedge</i>	6 - 10	To 48"	Upright	0" - 4"	FS, FL	Spring	Catkin	Triangle stem. Early season Catkins. Dusty blue color. Good shade plant.
Sedge, Black Flowering <i>Carex nigra</i>	5 - 10	To 24"	Upright, Arching	0" - 2"	FS, PS	Summer	Black	Graceful clumps of narrow leaved gray foliage. Great specimen plant.
Spearwort, Miniature <i>Ranunculus flammula</i>	5 - 10	To 6"	Creeping	0" - 4"	FS, PS	Spring, Summer, Fall	Yellow	Small foreground plant. Remove spent blooms for repeat performance.
Sweetflag, Golden <i>Acorus gramineus 'Ogon'</i>	3 - 10	To 18"	Upright, Weeping	0" - 2"	FS, PS	Summer	Tiny Catkin	Grows in tufts of green and gold variegated grass like leaves. Low grower. Hardy. A.K.A. Japanese Dwarf Variegated Sweetflag.
Sweetflag, Variegated <i>Acorus calamus 'Variegata'</i>	3 - 10	To 36"	Upright, Fan	0" - 4"	FS, PS	Spring, Summer	Catkin	Like above. Vertical bars. Very popular. Fast growing. Hardy.
Thalia Dealbata <i>Thalia dealbata</i>	6 - 10	To 72"	Upright	0" - 4"	FS, PS	Summer	Purple	Tall, like Bird of Paradise plant. Leaves dusted with white powder. Very distinctive. A.K.A. Powdery Thalia.

SUN: (Direct Sunlight Requirement) FS = Full Sun (6 hours +) PS = Partial Sun (3 hours +) FL = Filtered Light (Will Tolerate Shading)



## IMPORTANT NOTICE

We can order additional Hardy Marginal Plants.

Please try to get both common, and if possible, scientific names when making your inquiry. This retailer will be happy to check for you. Please ask.



# TROPICAL MARGINAL PLANTS

<u>NAME</u>	<u>ZONE</u>	<u>HEIGHT</u>	<u>GROWTH</u>	<u>WATER DEPTH</u>	<u>SUN</u>	<u>BLOOMS</u>	<u>FLOWER</u>	<u>COMMENT</u>
Blue Bell Ruellia brittoniana	6 - 10	To 24"	Upright	0" - 2"	FS, PS	Summer	Blue	Green elongated foliage. Small "Blue Bell" type blooms. Will winter over in Western Washington.
Canna, Orange Bengal Tiger Canna americana 'Variegata'	8 - 10	To 48"	Upright	0" - 2"	FS, PS	Summer	Orange	Impressive variegated yellow and green leaves with bright orange bloom.
Canna, Orange King Humbert Canna 'King Humbert'	8 - 10	To 48"	Upright	0" - 6"	FS	Summer	Orange & Yellow	Profuse bloomer with orange and yellow flower.
Grass, Star Dichromena colorata	7 - 10	To 18"	Upright	0" - 4"	FS, PS	Spring, Summer	White	Long lasting star shaped white flower. Grassy foliage. Very popular.
Palm, Umbrella Cyperus alternifolius	7 - 10	To 72"	Upright	0" - 6"	ALL	Summer	Pale Gold Plume	Umbrella like leaves on top of stem. Flower insignificant.
Palm, Umbrella Dwarf Cyperus alternifolius 'Gracilis'	7 - 10	To 24"	Upright	0" - 2"	ALL	Summer	Tiny Gold Plume	Smaller version of Umbrella Palm. Perfect for small tubs and gardens.
Palm, Umbrella Medium Cyperus longus	7 - 10	To 36"	Upright	0" - 2"	ALL	Summer	Medium Gold Plume	Medium version of Umbrella Palm.
Papyrus, Dwarf Cyperus haspan	9 - 10	To 36"	Upright	0" - 6"	ALL	Summer	Small	Foliage has round brush like ball on the end of each stalk.
Papyrus, Giant Cyperus papyrus	8 - 10	To 120"	Upright	0" - 6"	FS	None	None	Mop-headed tops above arching triangle stems.
Papyrus, Mexican Cyperus giganteus	8 - 10	To 120"	Upright	0" - 6"	FS	None	None	Very much like above with more rounded stems.
Sagittaria Montevidensis Sagittaria montevidensis	7 - 10	To 48"	Upright	0" - 2"	PS, FL	Summer	White & Purple	Flowers are plentiful with a purple dot on each white petal. A.K.A. Aztec Arrowhead.
Taro, Black Magic Colocasia esculenta 'Black Magic'	7 - 10	To 36"	Upright	0" - 2"	FS, PS	None	None	Dark reddish-black leaves with dark red stems. Distinctive. New growth leaves are bright green.
Taro, Black Marble Colocasia multiflora 'Black Marble'	7 - 10	To 48"	Upright	0" - 2"	FS, PS	None	None	Cranberry red stems with large black spotted gray-green leaves.
Taro, Green Colocasia esculenta	7 - 10	To 48"	Upright	0" - 2"	FS, PS	None	None	Exotic looking with green and black variegated leaves.
Taro, Imperial Colocasia antiquorum	9 - 10	To 36"	Upright	0" - 2"	FS, PS	None	None	Velvet black markings on dark green leaves.
Taro, Plumbae Alocasia plumbae	7 - 10	To 48"	Upright	0" - 2"	FS, PS	None	None	Very exotic looking. Purple plum colored shiny foliage.
Taro, Variegated A. amazonica 'Hilo Beauty'	7 - 10	To 36"	Upright	0" - 2"	FS, PS	None	None	Wonderful green leaves with mottled ivory pattern. A.K.A. Elephant Ears.
Taro, Violet Stemmed Colocasia esculenta 'Fontanosii'	7 - 10	To 60"	Upright	0" - 2"	FS, PS	None	None	Superb! Violet stems with large blue-green leaves.

SUN: (Direct Sunlight Requirement)    FS = Full Sun (6 hours +)    PS = Partial Sun (3 hours +)    FL = Filtered Light (Will Tolerate Shading)

## IMPORTANT NOTICE

We can order additional Tropical Marginal Plants. Please try to get both common, and if possible, scientific names when making your inquiry. This retailer will be happy to check for you. Please ask.

# FLOATING POND PLANTS

Floating plants are both desirable and interesting as they add color, shade, filtration and spawning medium to a water garden or pond. They do not need to be planted. Simply place the plants in the water garden or pond. The shade provided will help control algae. The root structure of floating plants helps keep a pond clear by utilizing excess nutrients, impurities and algae that are often suspended in the water. Floating plants provide fish safe refuge from predators, and cover for baby fish as well. Floating plants should be considered seasonal and removed prior to the first “hard” frost.

<u>NAME</u>	<u>ZONE</u>	<u>HEIGHT</u>	<u>GROWTH</u>	<u>WATER DEPTH</u>	<u>SUN</u>	<u>BLOOMS</u>	<u>FLOWER</u>	<u>COMMENT</u>
Duckweed <i>Lemna minor</i>	4 - 10	¼"	Floating	N/A	ALL	N/A	None	Light green with four leaves. Reproduces quickly.
Fairy Moss <i>Azolla caroliniana</i>	7 - 10	¼"	Floating	N/A	ALL	N/A	None	Forms floating carpet rapidly. Red in cold water or strong light.
Salvinia <i>Salvinia minima</i>	7 - 10	¼"	Floating	N/A	PS, FL	N/A	None	Lime green form of Salvinia. Good for shade. Limited availability.
Water Hyacinth <i>Eichornia crassipes</i>	9 - 10	4" - 8"	Floating	N/A	FS, PS	Summer	Blue to Lilac	Fast growing. Produces several plantlets from each plant. Super plant for bio-filter. Good spawning medium.
Water Lettuce, Jurassic <i>Pistia stratiotes</i>	9 - 10	8" - 10"	Floating	N/A	FL	N/A	None	Impressive to 8" to 10". Does well in part shade.
Water Lettuce, Rosette <i>Pistia stratiotes</i> 'Rosetta'	9 - 10	3" - 6"	Floating	N/A	PS, FL	N/A	None	Small, more compact version with rosette shape. More tolerant of direct sun.

SUN: (Direct Sunlight Requirement)    FS = Full Sun (6 hours +)    PS = Partial Sun (3 hours +)    FL = Filtered Light (Will Tolerate Shading)

# OXYGENATING POND PLANTS

Oxygenating plants are very important in a water garden. They help absorb excess nutrients and impurities from the water. Like floating plants, oxygenating plants provide cover and spawning area for fish. Oxygenating plants should be potted and placed on the bottom of the water garden or pond, except Hornwort, which should be allowed to float submerged. A good rule is one bunch of oxygenating plants per square foot of pond surface.

<u>NAME</u>	<u>ZONE</u>	<u>HEIGHT</u>	<u>GROWTH</u>	<u>WATER DEPTH</u>	<u>SUN</u>	<u>BLOOMS</u>	<u>FLOWER</u>	<u>COMMENT</u>
Anacharis Egeria densa	5 - 10	Bunch	Submerged	6" - 30"	ALL	Summer	White	Tiny insignificant flowers. Good spawning grass. Illegal in Washington.
Elodea Egeria najas	5 - 10	Bunch	Submerged	6" - 30"	ALL	Spring, Summer	White	Tiny insignificant flowers. Good spawning grass.
Frill, Red Myriophyllum heterophyllum	4 - 10	Each	Submerged	6" - 30"	FS, PS	None	None	Feathery red-orange leaves. Good spawning grass. A.K.A. Red Foxtail.
Hornwort Ceratophyllum demersum	4 - 9	Bunch	Submerged	6" - 24"	FS, PS	None	None	Needle like leaves. Good spawning grass. Non rooting, very popular.
Vallisneria, Jungle Vallisneria americana	4 - 10	Each	Submerged	6" - 24"	ALL	Summer	White	Ribbon like leaves up to 30" long. Blooms are tiny.

SUN: (Direct Sunlight Requirement)    FS = Full Sun (6 hours +)    PS = Partial Sun (3 hours +)    FL = Filtered Light (Will Tolerate Shading)

## ATTENTION WASHINGTON CUSTOMERS

Anacharis (Egeria densa) is illegal to sell in Oregon and Washington. Please order Elodea, Hornwort or Red Frill for your Oxygenating Plants. We can still provide Anacharis for our customers outside Oregon and Washington.

# TROUBLESHOOTING

## ALGAE

Although a certain amount of algae in a pool is common, too much can be unsightly. Green water is often a problem with full sun and well fertilized plants. It's very effective to encourage a healthy growth of oxygenating and surface plants to help starve out the algae.

## MAINTENANCE

Fertilize every two to four weeks during the spring and summer season. Aquatic-Tabs or a similar plant fertilizer can be used on water lilies and marginal plants. Water soluble fertilizer is suitable for oxygenators and surface plants provided fish are not a concern. Prune old leaves and flowers regularly. Treat for pests as needed.

# PEST CONTROL

## APHIDS

The symptoms are small pinholes surrounded by a brown halo. This bug problem can be controlled by simply washing aphids off with a stream of water from the garden hose. Most insecticides are not recommended as they are injurious to fish.

## “SANDWICH MAN” a.k.a. CUT WORM a.k.a. DELTA MOTH LARVAE

The symptoms are small chunks cut from leaf margin. Look for small whitish caterpillars sandwiched between two pieces of leaf. This moth caterpillar is the most common pest to waterlilies. It is easily treated with Dipel (follow label directions). If the damaged leaf is unsightly, simply remove it at the base of the stem.

## SNAILS

Most snails are not harmful to plants. In fact, they are helpful as scavengers. If snails do become a problem, they can be eliminated by using a copper algicide treatment. Remove oxygenators for two days when applying a treatment. Be careful not to get algicide on lily pads. If so, be sure to wash the algicide off.

**IMPORTANT!**

**PLEASE BE SURE TO READ MANUFACTURERS LABELS CAREFULLY WHEN  
TREATING PLANTS IN PONDS CONTAINING FISH!**

# COMMON TO SCIENTIFIC NAME

## Cross Reference List & Index

COMMON NAME	SCIENTIFIC NAME	PAGE #
Acoris, Variegated	<i>Acoris variegatus</i>	13
Anacharis	<i>Egeria densa</i>	18
Arrow Arum	<i>Peltandra virginica</i>	13
Bamboo, Dwarf Water	<i>Dulichium arundinaceum</i>	13
Blue Bell	<i>Ruellia brittoniana</i>	16
Bog Bean	<i>Menyanthes trifoliata</i>	13
Bulrush	<i>Scirpus lacustris</i>	13
Canna, Orange Bengal Tiger	<i>Canna americanallis 'Variegata'</i>	16
Canna, Orange King Humbert	<i>Canna 'King Humbert'</i>	16
Cardinal Flower	<i>Lobelia cardinalis</i>	13
Cattail, Dwarf	<i>Typha minima</i>	13
Cattail, Graceful	<i>Typha laxmanni</i>	13
Cattail, Narrow Leaf	<i>Typha angustifolia</i>	13
Celery, Variegated Water	<i>Ornanthe javanica 'flamingo'</i>	13
Chameleon Plant	<i>Houttuynia cordata variegata</i>	13
Club, Golden	<i>Orontium aquaticum</i>	13
Duckweed	<i>Lemna minor</i>	17
Elodea	<i>Egeria najas</i>	18
Fairy Moss	<i>Azolla caroliniana</i>	17
Forget-Me-Not, Blue Aquatic	<i>Myostis scirpoides</i>	13
Frill, Red	<i>Myriophyllum heterophyllum</i>	18
Grass, Ribbon	<i>Phalaris arundinacea 'Picta'</i>	13
Grass, Star	<i>Dichromena colorata</i>	16
Grass, Yellow Eyed	<i>Sisyrinchium californicum</i>	13
Hornwort	<i>Ceratophyllum demersum</i>	18
Iris, Black Gamecock	<i>Iris louisiana 'Black Gamecock'</i>	13
Iris, Blue	<i>Iris versicolor</i>	13
Iris, Delta Dawn	<i>Iris louisiana 'Delta Dawn'</i>	13
Iris, Dixie Deb	<i>Iris louisiana 'Dixie Deb'</i>	13
Iris, King Creole	<i>Iris louisiana 'King Creole'</i>	13
Iris, Professor Claude	<i>Iris louisiana 'Professor Claude'</i>	14
Iris, Red	<i>Iris fulva</i>	14
Iris, Sea Wisp	<i>Iris louisiana 'Sea Wisp'</i>	14
Lizard's Tail	<i>Saururus cernuus</i>	14
Mare's Tail, Feathery	<i>Hippuris spp</i>	14
Marigold, Marsh	<i>Caltha palustris</i>	14
Mint, Aquatic	<i>Mentha aquatica</i>	14
Obediant Plant	<i>Physostegia leptophylla</i>	14
Palm, Umbrella	<i>Cyperus alternifolius</i>	16
Palm, Umbrella Dwarf	<i>Cyperus alternifolius 'Gracilis'</i>	16
Palm, Umbrella Medium	<i>Cyperus longus</i>	16
Papyrus, Dwarf	<i>Cyperus haspans</i>	16
Papyrus, Giant	<i>Cyperus papyrus</i>	16
Papyrus, Mexican	<i>Cyperus giganteus</i>	16
Reed, Bur	<i>Sparganium emersum</i>	14
Reed, Candy Stripe	<i>Phragmites australis 'Candy Stripe'</i>	14
Reed, Variegated Giant	<i>Arundo donax albo striata</i>	14
Reed, Golden	<i>Phragmites australis 'aurea'</i>	14
Rice, Wild	<i>Zizania latifolia</i>	14
Rush, Blue Pickerel	<i>Pontederia cordata</i>	14
Rush, Common	<i>Juncus effusus</i>	14
Rush, Corkscrew	<i>Juncus effusus 'Spiralis'</i>	14

# COMMON TO SCIENTIFIC NAME

## Cross Reference List & Index

COMMON NAME	SCIENTIFIC NAME	PAGE #
Rush, Dwarf Horsetail	<i>Equisetum scirpoides</i>	14
Rush, Fibre Optics	<i>Scirpus cernuus</i>	14
Rush, Lovesick Blues	<i>Juncus inflexus 'Lovesick Blues'</i>	14
Rush, Soft	<i>Juncus effusus</i>	14
Rush, Variegated	<i>Baumia rubiginosa 'Variegata'</i>	14
Rush, Zebra	<i>Scirpus zebrinus</i>	14
Sagittaria Montevidensis	<i>Sagittaria montevidensis</i>	16
Salvinia	<i>Salvinia minima</i>	17
Sedge	<i>Carex spp. A.K.A. Blue Sedge</i>	15
Sedge, Black Flowering	<i>Carex nigra</i>	15
Spearwort, Miniature	<i>Ranunculus flammula</i>	15
Sweetflag, Golden	<i>Acorus gramineus 'Ogon'</i>	15
Sweetflag, Variegated	<i>Acorus calamus 'Variegata'</i>	15
Taro, Black Magic	<i>Colocasia esculenta 'Black Magic'</i>	16
Taro, Black Marble	<i>Colocaasia multiflora 'Black Marble'</i>	16
Taro, Green	<i>Colocasia esculenta</i>	16
Taro, Imperial	<i>Colocasia antiquorum</i>	16
Taro, Plumbae	<i>Alocasia plumbae</i>	16
Taro, Variegated	<i>Alocasia amazonica 'Hilo Beauty'</i>	16
Taro, Violet Stemmed	<i>Colocasia esculenta 'Fontanosii'</i>	16
Thalia Dealbata	<i>Thalia dealbata</i>	15
Vallisneria, Jungle	<i>Vallisneria americana</i>	18
Water Hyacinth	<i>Elchornia crassipes</i>	17
Water Lettuce, Jurassic	<i>Pistia stratiotes</i>	17
Water Lettuce, Rosette	<i>Pistia stratiotes 'Rosetta'</i>	17

ENJOY YOUR WATER GARDEN!

